

UniRail

Turning vane rail

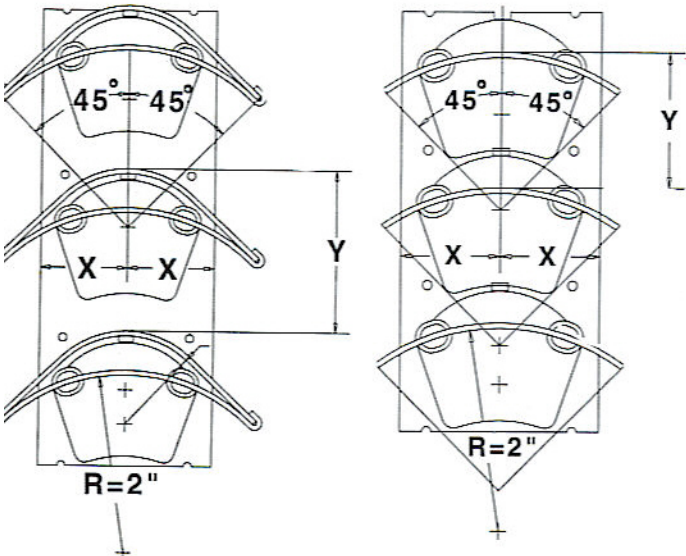
Specifications

- Available in 2" and 4"
- Stamped from hot-dipped galvanized steel
- Conforms to SMACNA Standards


Packaging

Size	Gauge	Ft./Box
2" UniRail	24	200
4" UniRail	23	100

Profile



Size (Double and Single Wall)	X	Y
2" UniRail	1 1/8"	1 1/2"
4" UniRail	2 1/4"	3 1/4"




- Measure the duct work and cut the vane and rail to the appropriate lengths



- Align the vane on the first length of rail.



- Using a hammer, bend over the vane to secure it onto the rail



- Align the vanes on the second length of rail and hammer over the vane, securing it to the rail

- Insert vane and rail assembly into the duct work and secure using self-drilling screws. **Secure rail to duct work per SMACNA standards**